

490

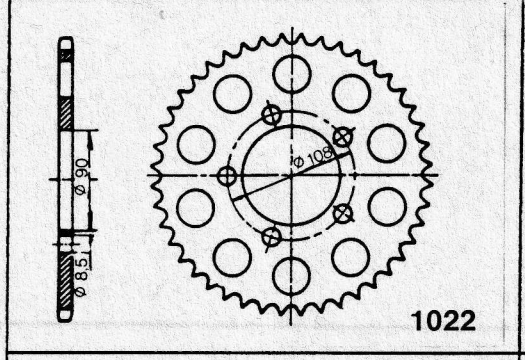
BENELLI

5/8x3/8 (530)

350RS
500LS

490-38
44

349.038
349.044



1022

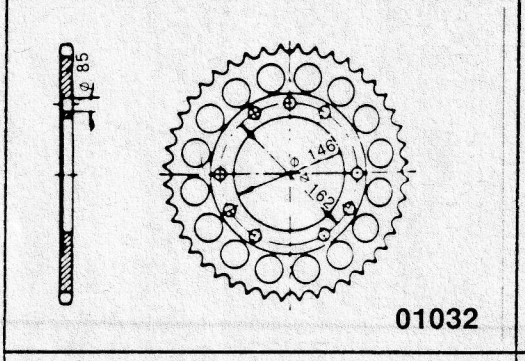
BENELLI

5/8x3/8 (530)

500 4 cil.
650 Tornado
750 6 cil.

1022-32
34
36
38
40
41
42

302.232
302.234
302.236
302.238
302.240
302.241
302.242



01032

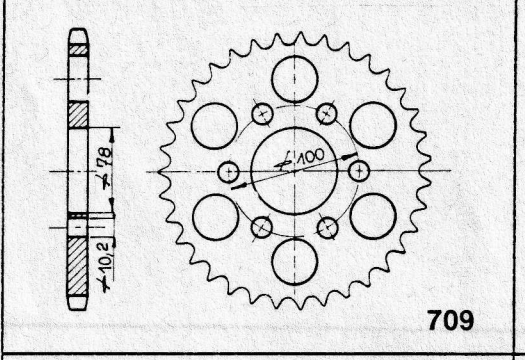
BULTACO

5/8x1/4 (520)

175,250cc
Pursang, Matador
350cc Sherpa

01032-46

303.246



709

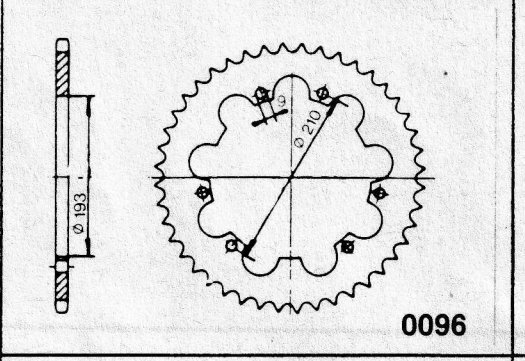
CAGIVA

5/8x3/8 (530)

250 ala Rossa 4T RR
350 ala Blu '83

709-41
47
48

370.941
370.947
370.948



0096

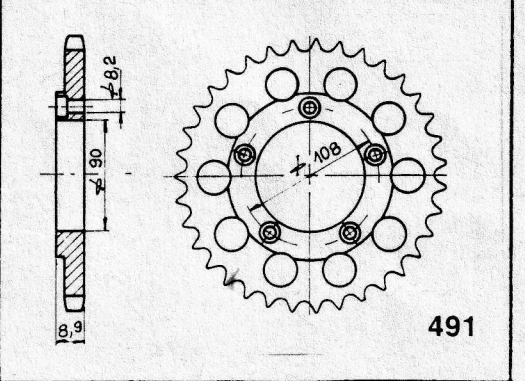
CZ-JAWA

5/8x1/4 (520)

250CR
350CR, 400CR

0096-57
62

309.657
309.662



491

DUCATI

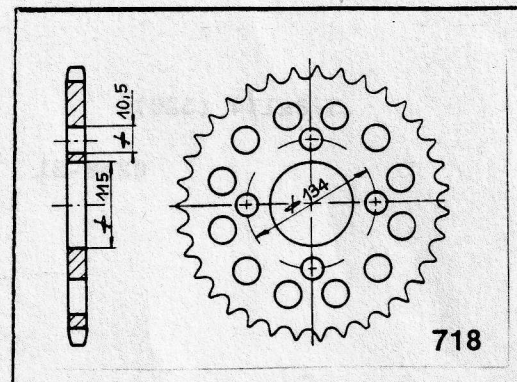
5/8x1/4 (520)

Fi750 Montjuich'87
750 PASO'87

491-38
40

349.138
349.140

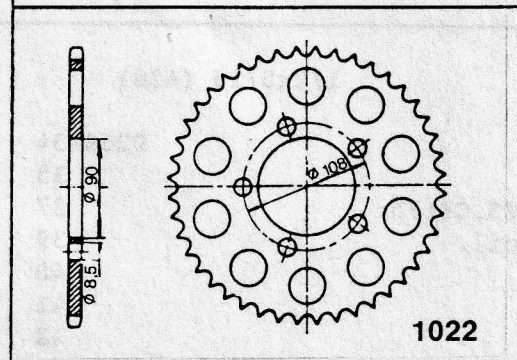
materiaal: C-40



DUCATI/CAGIVA 5/8x3/8 (530)

Elefant 650/750'86/88	718-44	371.844
Indiana 350/750'87/89	46	371.846
Indiana 650'87/88	48	371.848


718



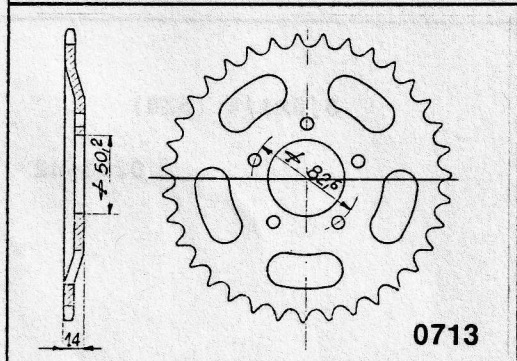
DUCATI 5/8x3/8 (530)

	1022-31	302.231
	32	302.232
	33	302.233
350 GTL, GTV	34	302.234
	35	302.235
500 GTV-S	36	302.236
	37	302.237
F1 750 '85/87	38	302.238

1022



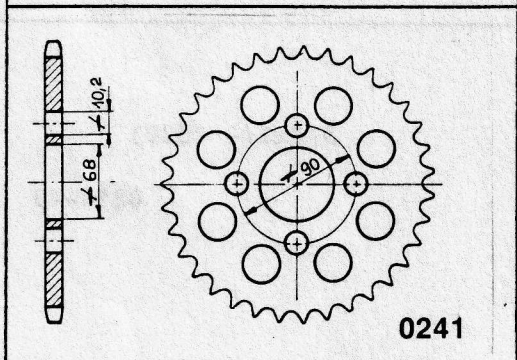
	39	302.239
500 Pantah, Desmo	40	302.240
600 Pantah	41	302.241
750 GT,S,SS	42	302.242
	43	302.243
850GT, GTS, 900SS, SS2	46	302.246
F3-350 '88/89	47	302.247



H.DAVIDSON 5/8x3/8 (530)

1200 Electra Glide, vanaf '73	0713-47	371.347
FX, FLM, FXS, XLX, XLCH	51	371.351

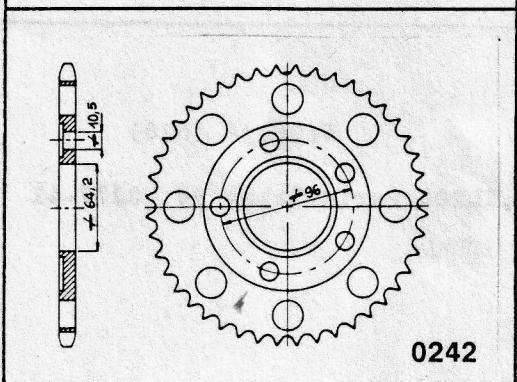
0713



HONDA 1/2x5/16 (428)

MTX125 '83/86	0241-53	324.153
---------------	---------	---------

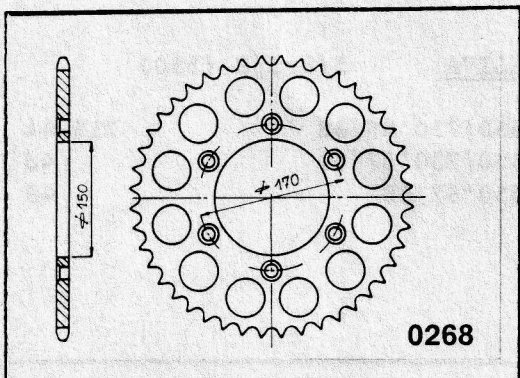
0241



HONDA 1/2x5/16 (428)

XLRC125 PRO-LINK	0242-53	324.253
------------------	---------	---------

0242

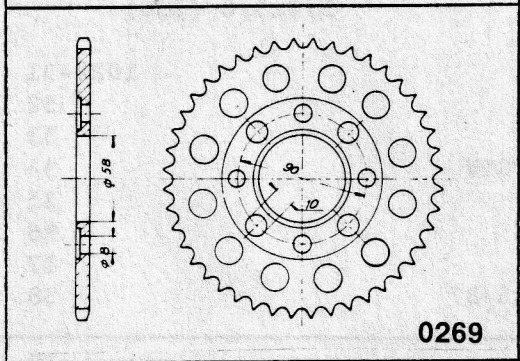


0268

HONDA
CR125RZ

5/8x1/4 (520)

0268-51 326.851



0269


HONDA

1/2x5/16 (428)

CB125S
CB125T
CB100, CB125, CB175
CB125J 1 cil.

CM125C
XL125

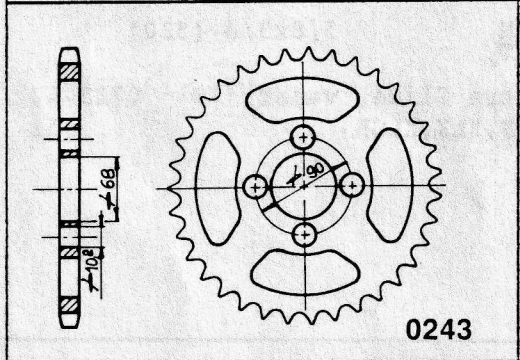
0269-34 326.934
35 326.935
37 326.937
39 326.939
40 326.940
41 326.941
42 326.942



XR125

CB175K-5/6, XL185
XL125S, CM185T, XL185S
CM200T

43 326.943
44 326.944
45 326.945
47 326.947
49 326.949
51 326.951
53 326.953



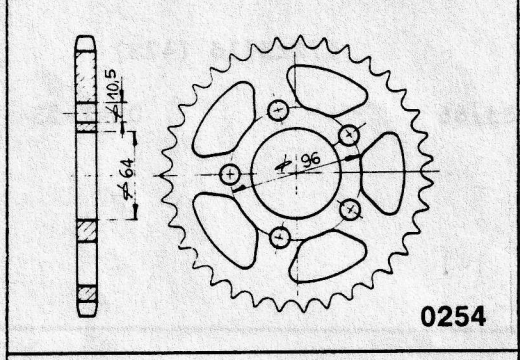
0243

HONDA

5/8x1/4 (520)

MTX200R

0243-42 324.342



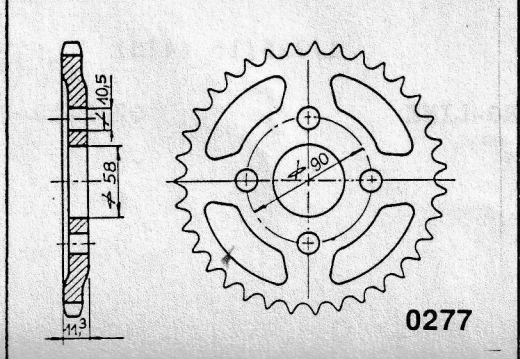
0254

HONDA

5/8x1/4 (520)

XL200R

0254-43 325.443



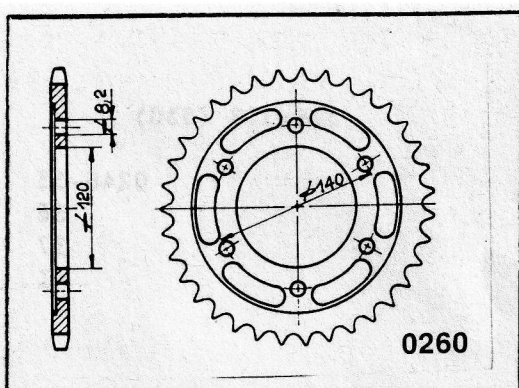
0277

HONDA

5/8x1/4 (520)

XL200R-II, XL200 Paris-Dakar'86

0277-41 327.741



HONDA

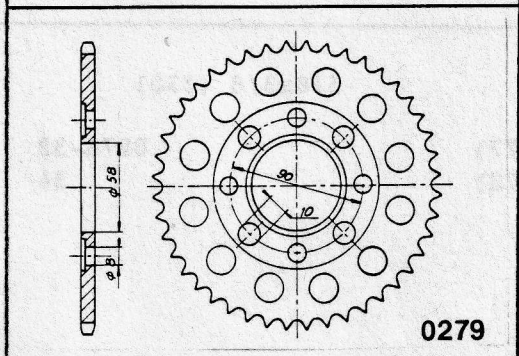
5/8x1/4 (520)

XL250RE

0260-38

326.038

0260



HONDA

5/8x1/4 (520)

CM200C '85

0279-30

327.930

NS-MBX125/CB200/CM250

33

327.933

CB200, NS125F '86

35

327.935

MBX125SE '84

39

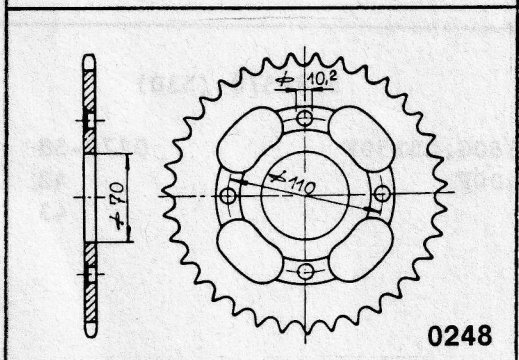
327.939

MTX125 '86

40

327.940

0279



HONDA

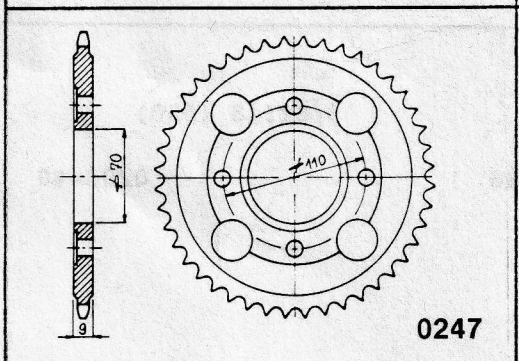
5/8x1/4 (520)

CB250RSA

0248-44

324.844

0248



HONDA

5/8x1/4 (520)

CM400T-B, C, CBX250RSE '85/86

0247-35

324.735

CB400NB/NC, CM400T

36

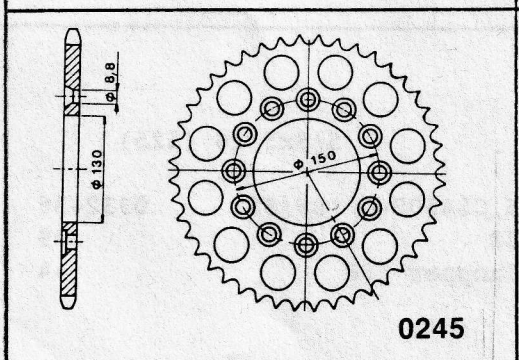
324.736

CB250NB/NC

41

324.741

0247



HONDA

5/8x1/4 (520)

XL500S

0245-39

324.539

XL600LM-F '85, XL600RM-G '86

40

324.540

XL500R, XL600R

41

324.541

CB250RS

44

324.544

45

324.545

XL2500R

47

324.547

XR500, XR600R '86/87

48

324.548

XL250S

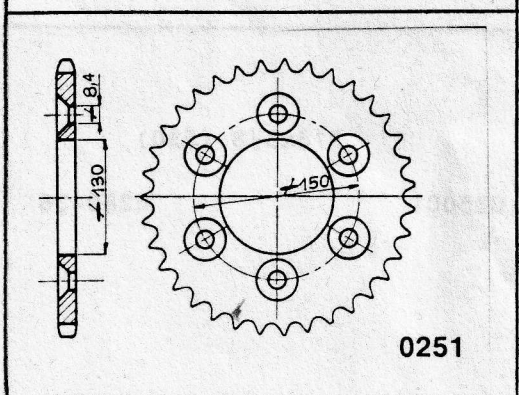
51

324.551

53

324.553

0245



HONDA

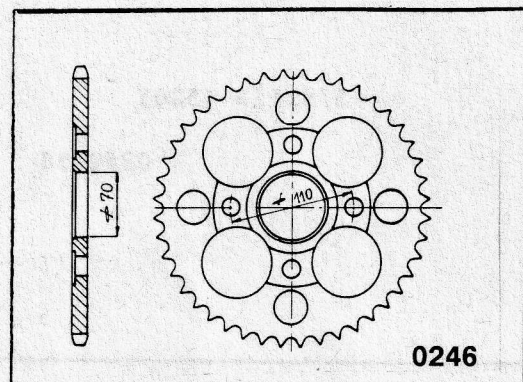
5/8x1/4 (520)

XL350

0251-38

325.138

0251



0246

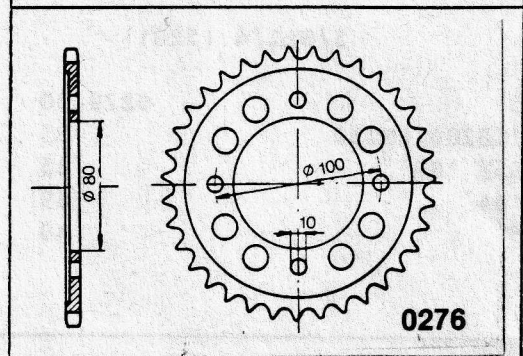
HONDA

5/8x3/8 (530)

CM400T-A
CB400N
CB400T
CB250T/N

0246-35
36
37
41

324.635
324.636
324.637
324.641



0276

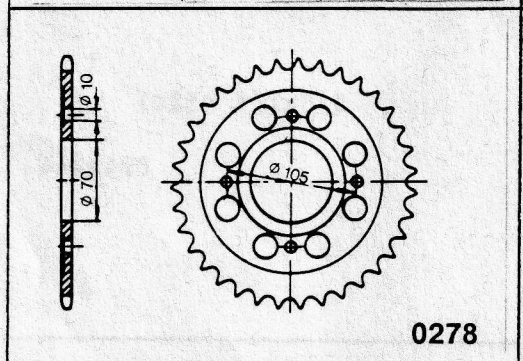
HONDA

5/8x3/8 (530)

CB300 (CB77)
CB250 (CB72)

0276-32
34

327.632
327.634



0278

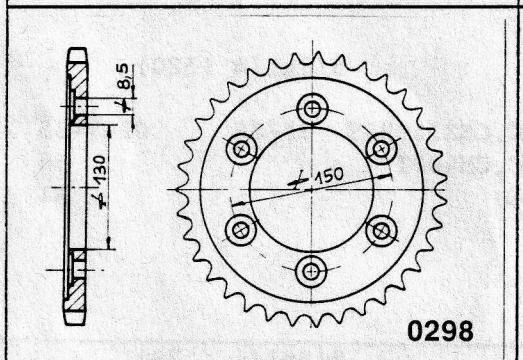
HONDA

5/8x3/8 (530)

CB250C, CB360G, CB350F
CB350F, CB400F

0278-38
42
43

327.838
327.842
327.843



0298

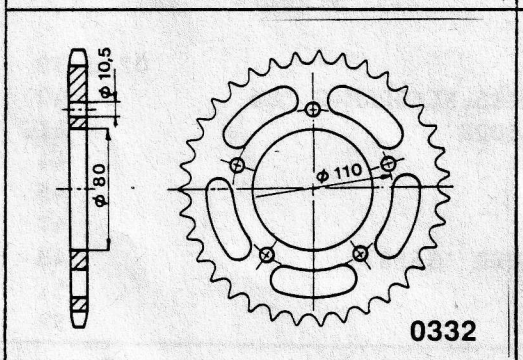
HONDA

5/8x3/8 (530)

NS400 RF '86

0298-40

329.840



0332

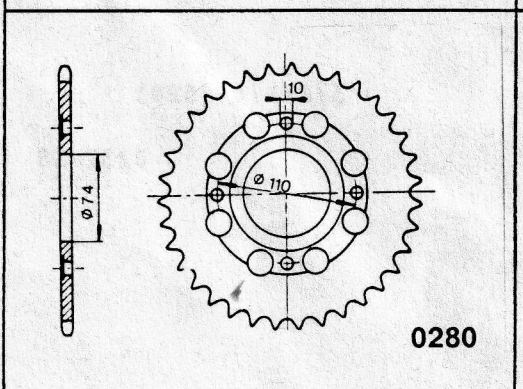
HONDA

5/8x5/16 (525)

XBR500 '85, CB450S-G '86/88
GB400TT '88
VT600C-J Chopper '88

0332-36
39
44

333.236
333.239
333.244



0280

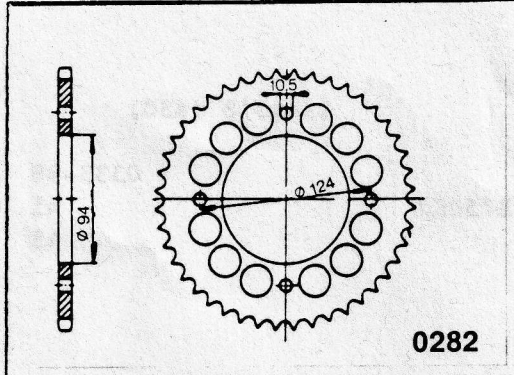
HONDA

5/8x3/8 (530)

CB450K3-5, CB500T

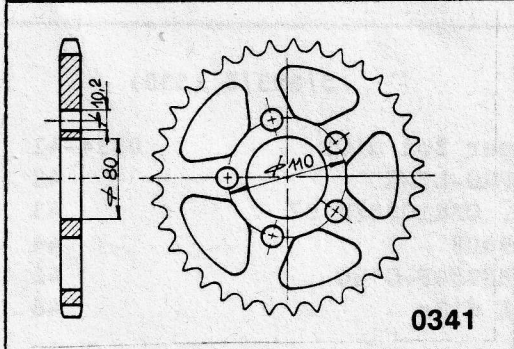
0280-38

328.038



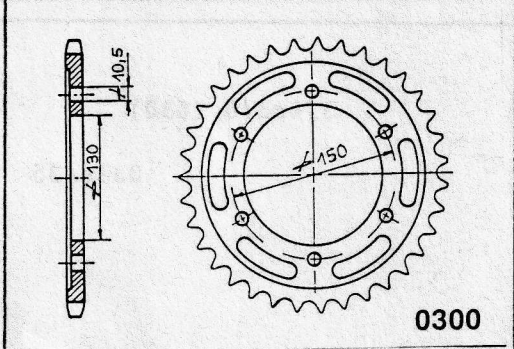
0282

<u>HONDA</u>	5/8x3/8 (530)		
CB500F, CB550K1-K3		0282-34	328.234
CB550F, CB500F, K3		37	328.237



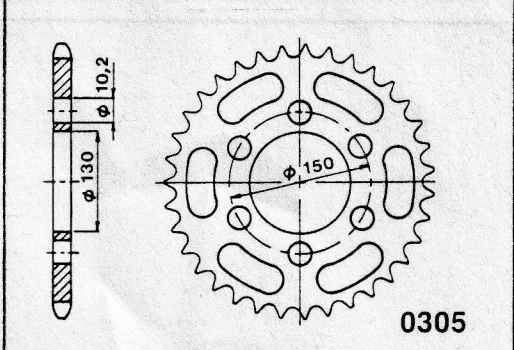
0341

<u>HONDA</u>	5/8x3/8 (530)		
CB450N		0341-36	334.136
FT500		40	334.140
VF500F, CBX550F, CB900 Sup. Bol d'Or		43	334.143
CBR600 '87		43	
CB900 Sup. Bol d'Or '82/83		45	334.145
VF400F-E '84		46	334.146
CBR500FH-FJ '87/88		47	334.147



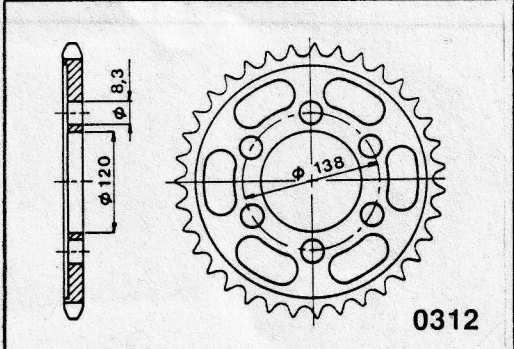
0300

<u>HONDA</u>	5/8x5/16 (525)		
XL600 VH Transalp '87/88		0300-47	330.047
XRV650 Africa Twin '88		49	330.049



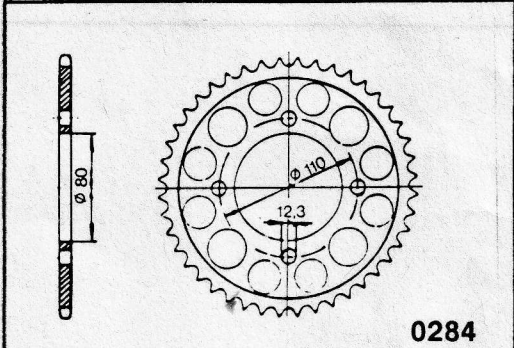
0305

<u>HONDA</u>	5/8x1/4 (520)		
		0305-43	330.543
NX650 Dominator '88		45	330.545



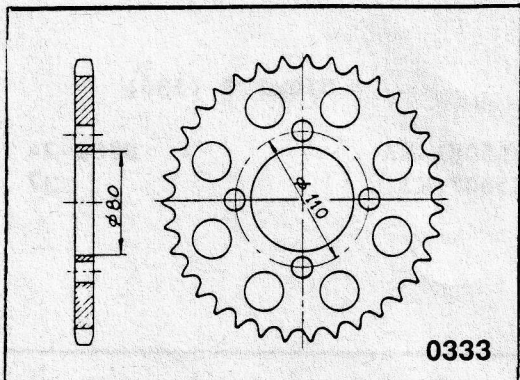
0312

<u>HONDA</u>	5/8x5/16 (525)		
VFR750R-J '88		0312-40	331.240



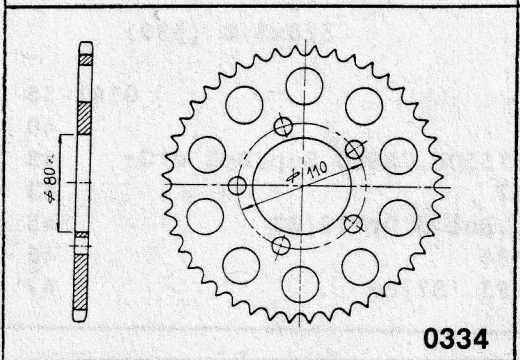
0284

<u>HONDA</u>	5/8x3/8 (530)		
CB750C-B		0284-39	328.439
CB650C		40	328.440
CB750F		48	328.448



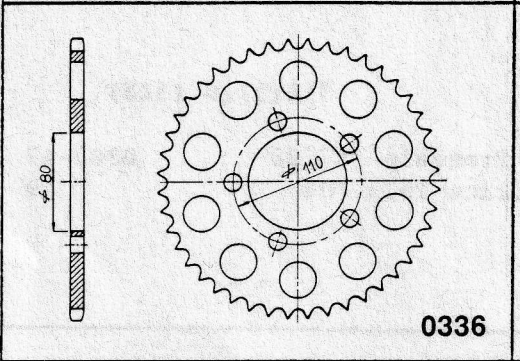
0333

<u>HONDA</u>	3/4x3/8 (630)		
CB750KZ		0333-38	333.338
CB750FZ, CB750K7		41	333.341
CB750F2		43	333.343



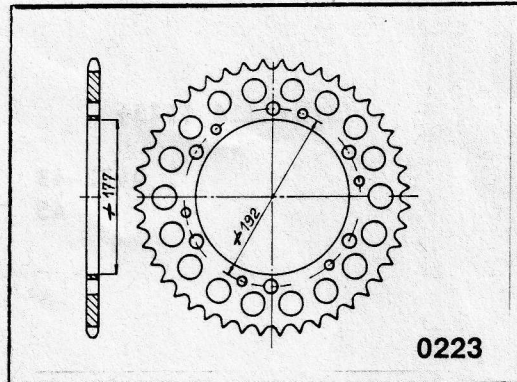
0334

<u>HONDA</u>	5/8x3/8 (530)		
CB110F Super Bol d'Or		0334-41	333.441
CB1000/B PRO-LINK		42	333.442
VF1000F/R, CBR1000FH'87		43	333.443
VF750F, CB900F		44	333.444
CBX750F, VRF750F-G'86		45	333.445
CB750F Bol d'Or		46	333.446



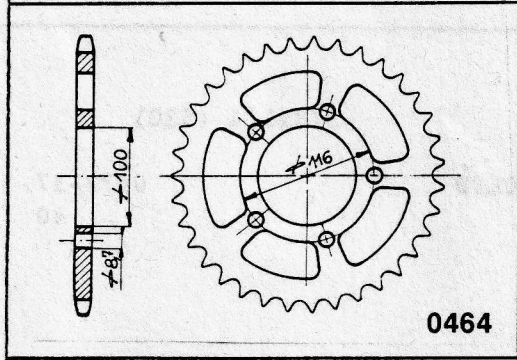
0336

<u>HONDA</u>	3/4x3/8 (630)		
CBX1000		0336-35	333.635



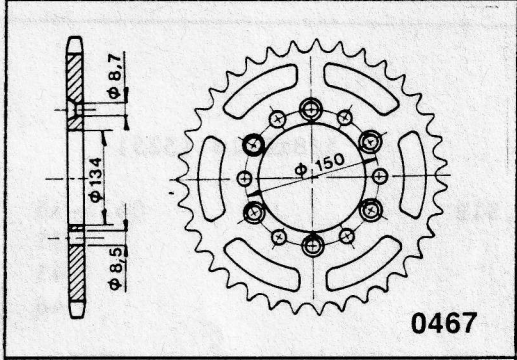
0223

<u>HUSQVARNA</u>	5/8x1/4 (520)		
CR250/500 '88		0223-48	322.348
175CR, RG		52	322.352
250CR, 350CR, 390CR, 430CR, WR		53	322.353
TE510 '89		56	322.356
TC510 '89			



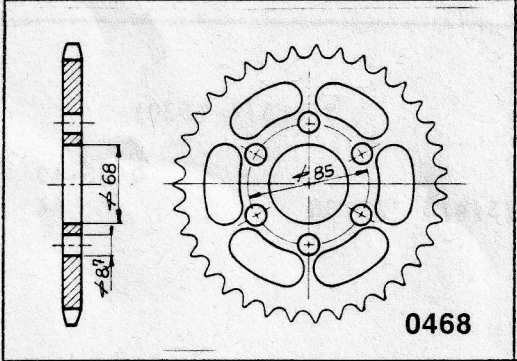
0464

<u>KAWASAKI</u>	1/2x1/4 (420)		
KX80E-F		0464-49	346.449
KX80F-2		50	346.450



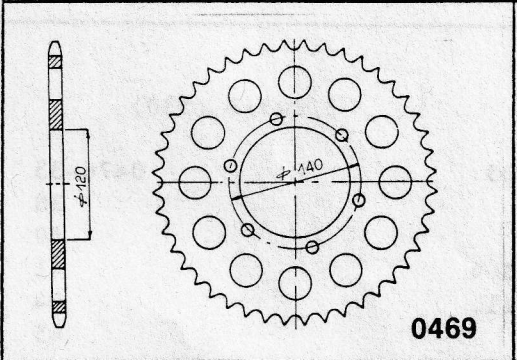
0467

<u>KAWASAKI</u>	5/8x1/4 (520)		
KX125/250/500 '86/87		0467-47	346.747
KLX250, KX125C-1		47	
KDK175, KX250C-2		50	346.750



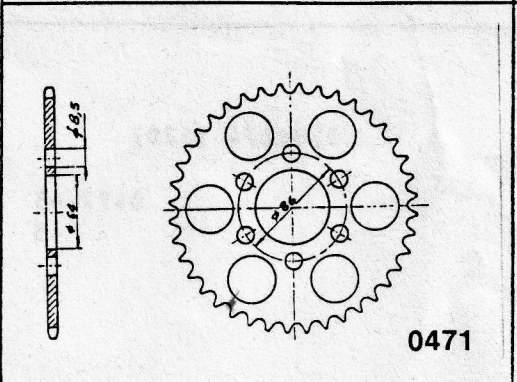
0468

<u>KAWASAKI</u>	1/2x5/16 (428)		
AR125		0468-36	346.836



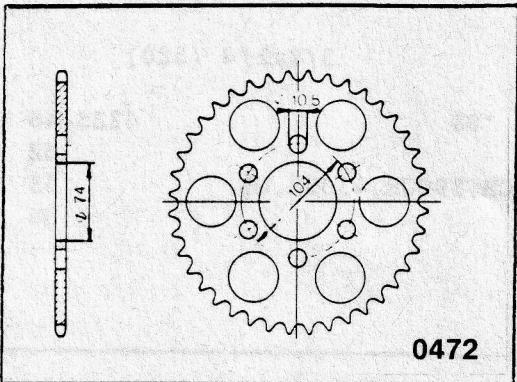
0469

<u>KAWASAKI</u>	1/2x5/16 (428)		
KE175D1-3		0469-44	346.944
KED175		48	346.948



0471

<u>KAWASAKI</u>	1/2x5/16 (428)		
KS125/175, KE125/175		0471-50	347.150
		45	347.145



0472

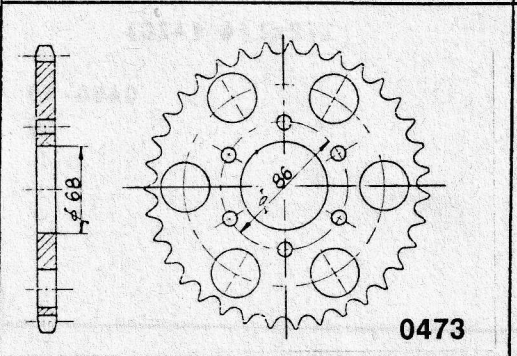
KAWASAKI

5/8x5/16 (525)

250F II
250 Trial

0472-43
45

347.243
347.245



0473

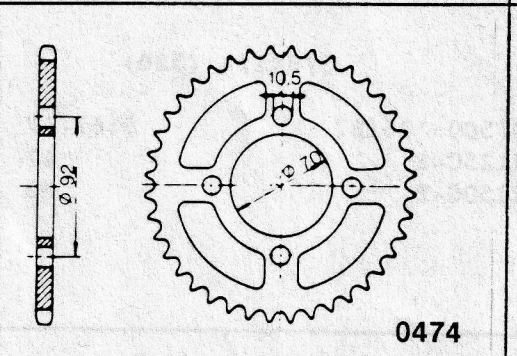
KAWASAKI

5/8x1/4 (520)

Z250C, Z250LTD
Z200

0473-37
40

347.337
347.340



0474

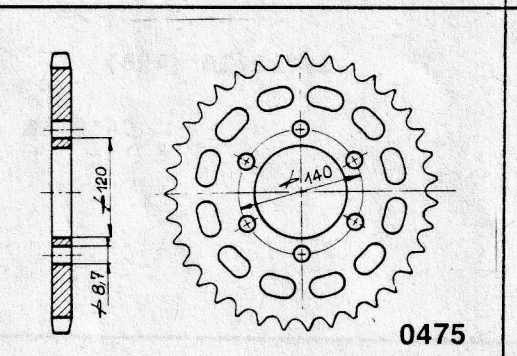
KAWASAKI

5/8x5/16 (525)

250S1, S1A, S1B
KH250

0474-36
37
43
46

347.436
347.437
347.443
347.446



0475

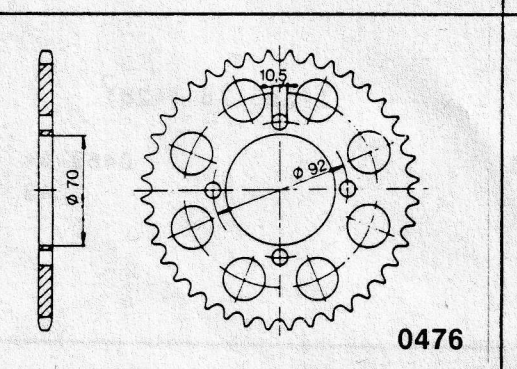
KAWASAKI

5/8x1/4 (520)

KZ250'83
KLR250 D2/3/4/5 '85/88

0475-43
44

347.543
347.544



0476

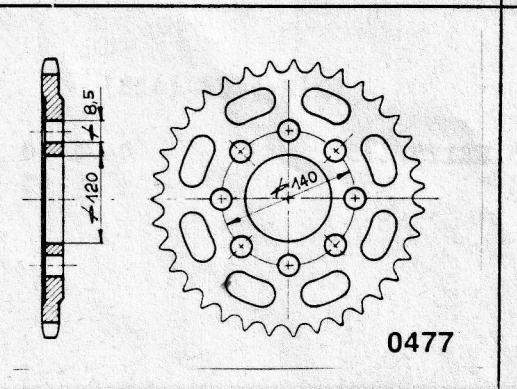
KAWASAKI

5/8x3/8 (530)

Z250, CSR305
Z305GP'83
Z500B1
Z400D1,2,3,4
Z400B 2 cil.
Z44QLTD

0476-35
38
40
41
44
45

347.635
347.638
347.640
347.641
347.644
347.645



0477

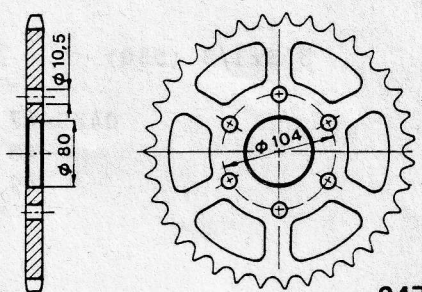
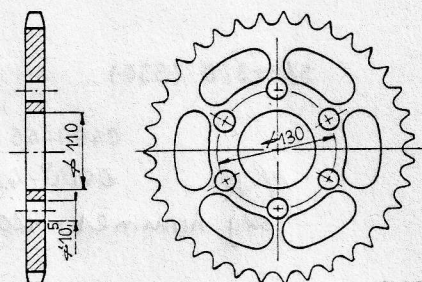
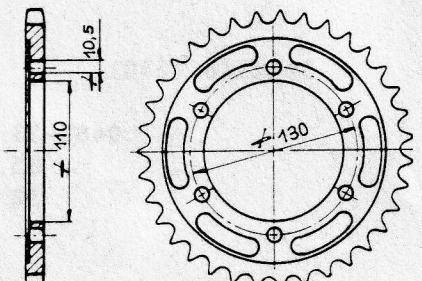
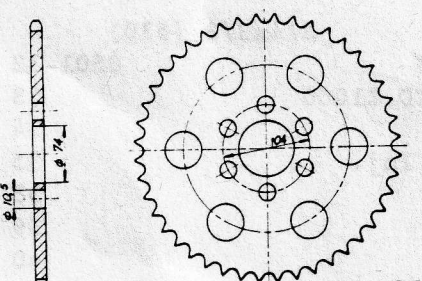
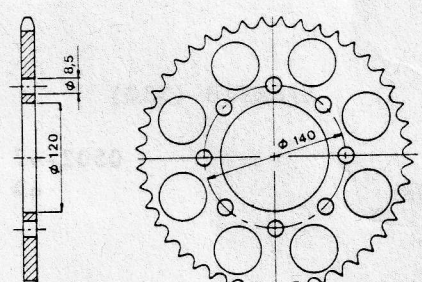
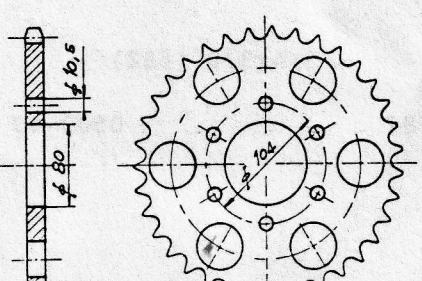
KAWASAKI

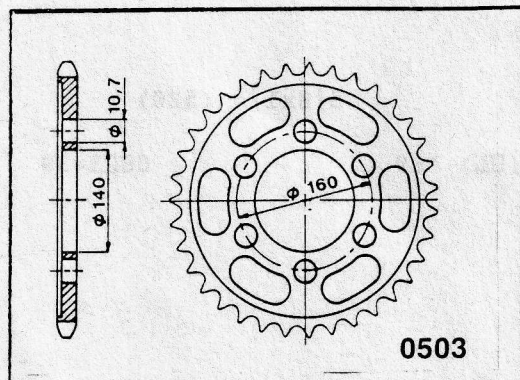
5/8x1/4 (520)

KLR600
KLR600ES

0477-43
45

347.743
347.745

 <p style="text-align: right;">0478</p>	<p><u>KAWASAKI</u> 5/8x1/4 (520)</p> <p>GP550ZX 0478-38 347.838 GPZ400 (29PS) '85 42 347.842</p>
 <p style="text-align: right;">0486</p>	<p><u>KAWASAKI</u> 5/8x1/4 (520)</p> <p>GPZ500EX '87 0486-42 348.642 EL250 Chopper 2 cil.'88 44 348.644</p>
 <p style="text-align: right;">0479</p>	<p><u>KAWASAKI</u> 5/8x3/8 (530)</p> <p>GPZ600R '85/88 0479-39 347.939 GPZ500R '88, GPX500R '88 42 347.942</p>
 <p style="text-align: right;">0481</p>	<p><u>KAWASAKI</u> 5/8x3/8 (530)</p> <p>Z400J, KH500 0481-40 348.140 Z650B (spakwielen) 42 348.142 43 348.143 45 348.145 47 348.147</p>
 <p style="text-align: right;">0487</p>	<p><u>KAWASAKI</u> 5/8x1/4 (520)</p> <p>KLR650 A1, 1 Cil.'87 0487-43 348.743 KLR500 '88 47 348.747</p>
 <p style="text-align: right;">0488</p>	<p><u>KAWASAKI</u> 5/8x3/8 (530)</p> <p>Z550F/GP/LTD, Z750B (2 cil.) 0488-38 348.838 Z500B, Z550B, Z650SR 40 348.840 Z650C (gietwielen) 42 348.842</p>



0503

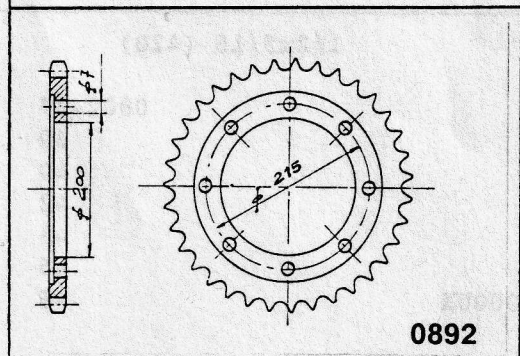
KAWASAKI

5/8x3/8 (532)

ZX10 '88

0503-45

350.345



0892

KTM

5/8x3/8 (530)

175GS, CR
250GS, 400GS, Cr

0892-50

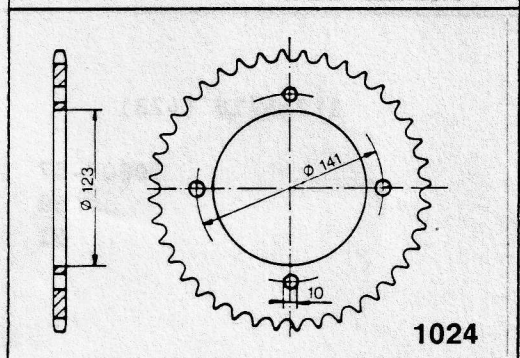
389.250

52 389.252

54 389.254

56 389.256

58 389.258



1024

LAVERDA

5/8x3/8 (530)

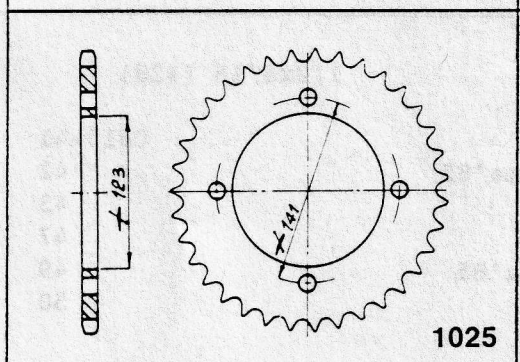
750F 5 Vel.

1024-40

302.440

42 302.442

750GT 5 Vel: zie art.1022 Benelli en Ducati



1025

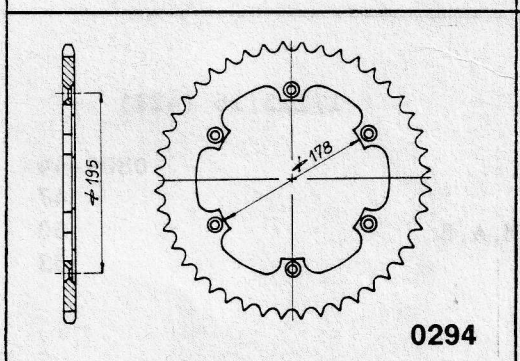
LAVERDA

3/4x3/8 (630)

1000 RGA Jota
1000 RGS Corsa
1000 RGS Executive
1200 TS

1025-34

302.534



0294

MAICO

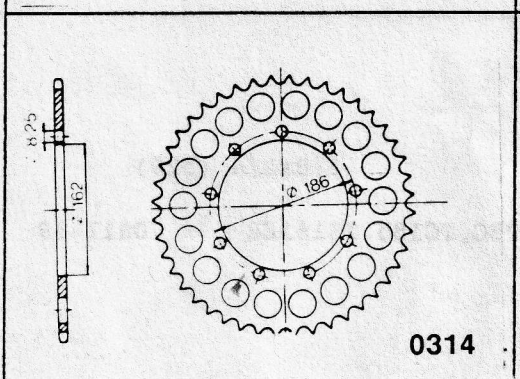
5/8x1/4 (520)

250MC, GS
400MC, 490MC, GM500

0294-52

329.452

56 329.456



0314

MONTESA

5/8x1/4 (520)

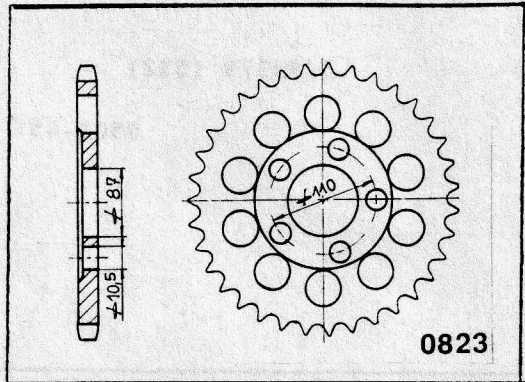
250King Scorpion
250/360Cappra Va,VB

0314-52

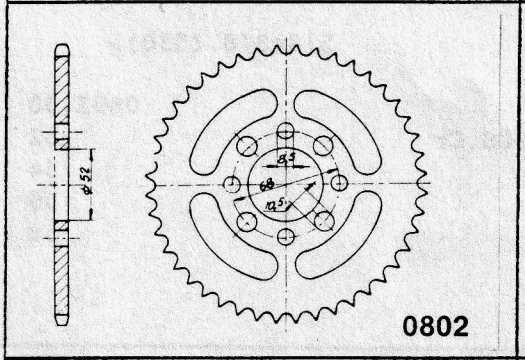
331.452

54 331.454

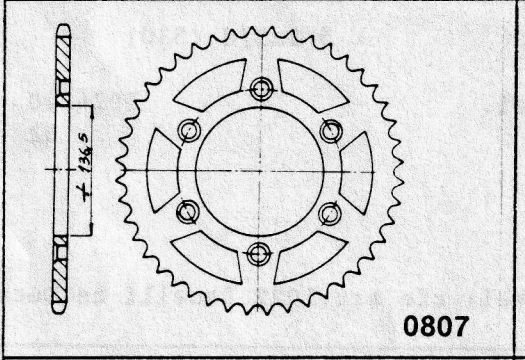
56 331.456



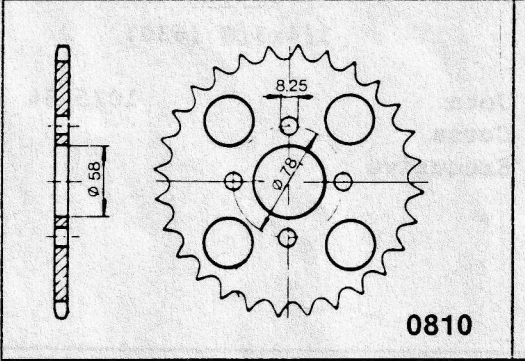
SUZUKI 5/8x1/4 (520)
 GS500E (K/UL) '89 0823-39 382.339



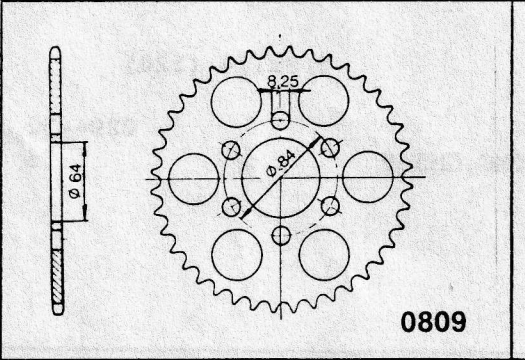
SUZUKI 1/2x5/16 (428)
 GT80L 0802-37 380.237
 GT80E-X3 39 380.239
 TS80ER 40 380.240
 42 380.242
 RM80, RV90 43 380.243
 TS80XE 45 380.245
 TS80X, GP1000UX 46 380.246



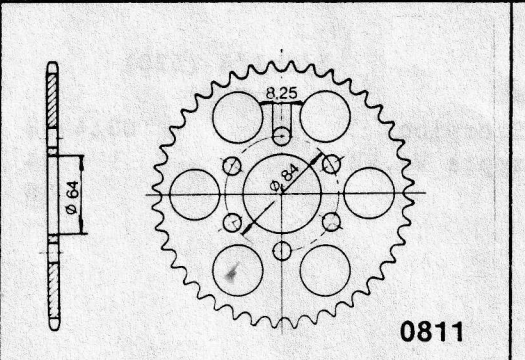
SUZUKI 1/2x5/16 (428)
 RM125C 0807-57 380.757
 59 380.759
 61 380.761



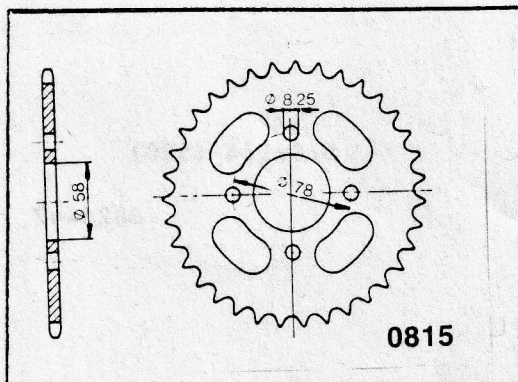
SUZUKI 1/2x5/16 (428)
 GP125 0810-41 381.041
 RG125 Gamma '85 42 381.042
 125X4 43 381.043
 GS125 47 381.047
 RG80 Gamma '85 49 381.049
 GT125 50 381.050



SUZUKI 1/2x5/16 (428)
 TS125C, ER 0809-44 380.944
 DR125S 47 380.947
 TS125K, L, M, A, B 50 380.950
 53 380.953



SUZUKI 5/8x1/4 (520)
 PV125, RM125C, TC185, TS185ER 0811-39 381.139



SUZUKI

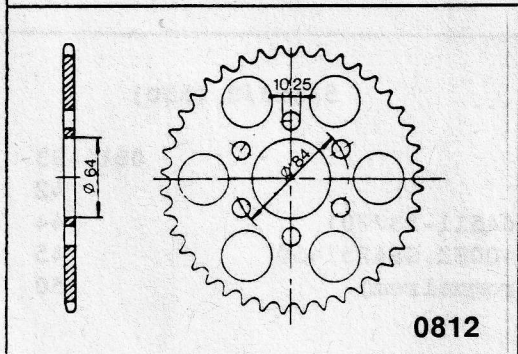
5/8x1/4 (520)

SB200
GT200X5

0815-35

381.535

0815



SUZUKI

5/8x5/16 (525)

T250
GT250K, L, M, GT250A, B, C
T350

0812-40

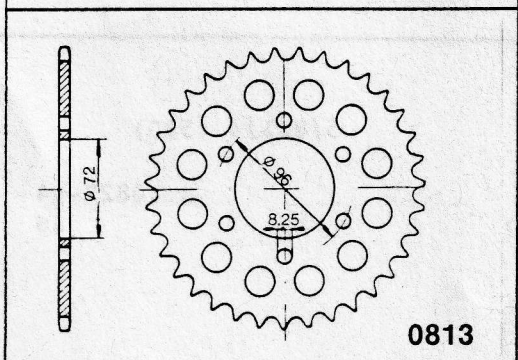
381.240

41 381.241

42 381.242

44 381.244

0812



SUZUKI

5/8x5/16 (525)

TS250 alle modellen

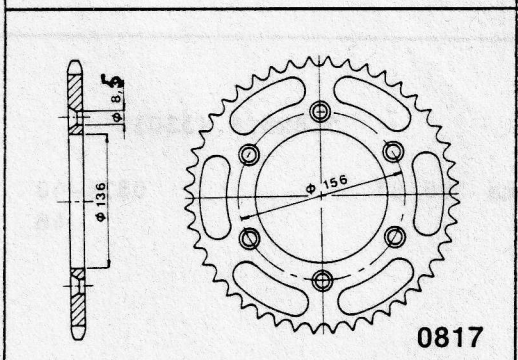
0813-40

381.340

39 381.339

41 381.341

0813



SUZUKI

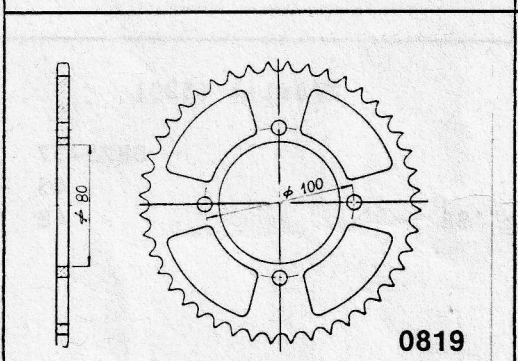
5/8x1/4 (520)

RGV250K '89

0817-46

381.746

0817



SUZUKI

5/8x1/4 (520)

RG250WD-WE
RG250 Gamma '86/88
X7/250cc

0819-37

381.937

39 381.939

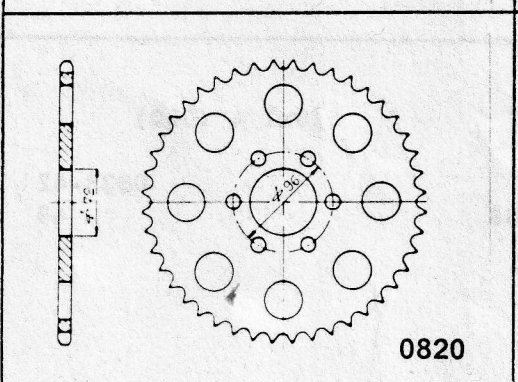
41 381.941

43 381.943

46 381.946

47 381.947

0819



SUZUKI

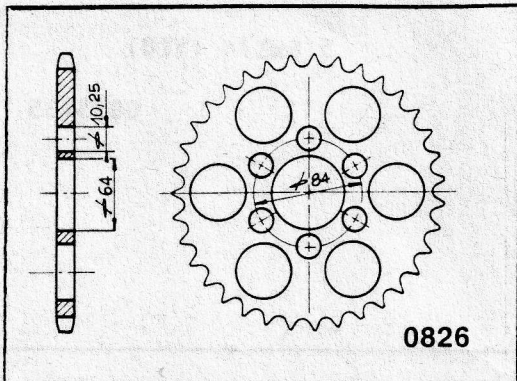
5/8x1/4 (520)

DR250S, '82/87

0820-42

382.042

0820



0826

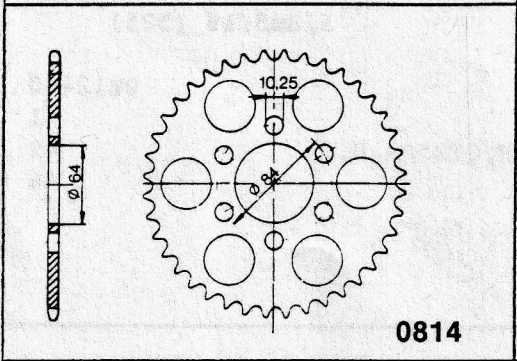
SUZUKI

5/8x1/4 (520)

GSX250EF

0826-47

382.647



0814

SUZUKI

5/8x3/8 (530)

GT380/500

0814-33

381.433

GSX400L-X

42

381.442

GSX400E (64511-33770)

44

381.444

GS400,GSX400EZ,GS425/450

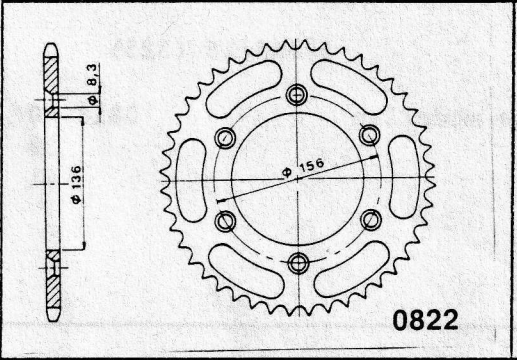
45

381.445

GS550B (trommelrem)

50

381.450



0822

SUZUKI

5/8x1/4 (520)

DR400S '83

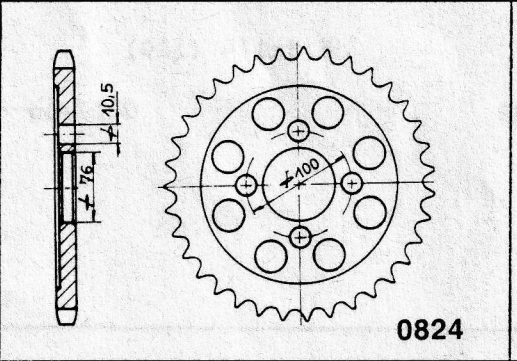
0822-44

382.244

DR400S (X)

46

382.246



0824

SUZUKI

5/8x3/8 (530)

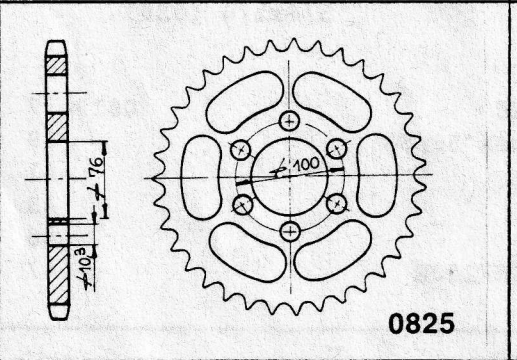
RG500 Gamma '86/87

0824-40

382.440

46

382.446



0825

SUZUKI

5/8x1/4 (520)

GN400TD

0825-37

382.537

DR500S

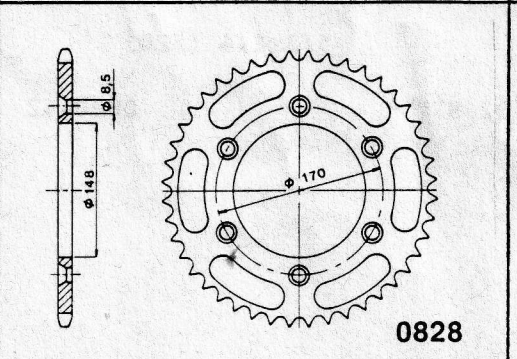
45

382.545

DR750S Big '88

48

382.548



0828

SUZUKI

5/8x1/4 (520)

DR600

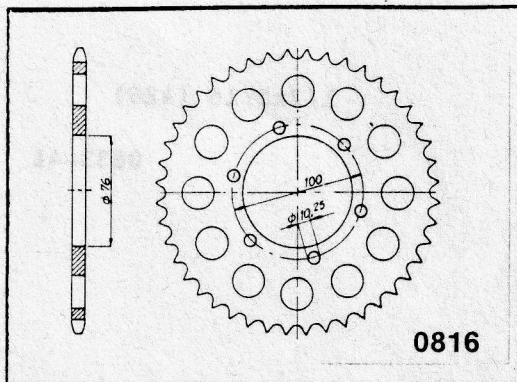
0828-42

382.842

TS250X-G '88

48

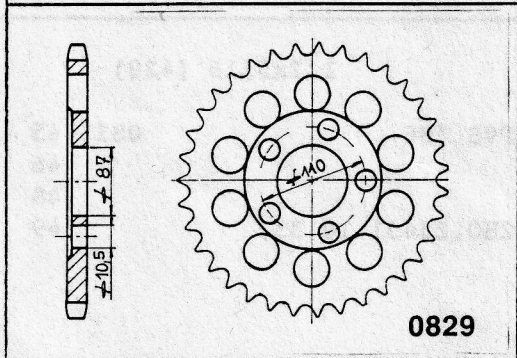
382.848



SUZUKI

5/8x3/8 (530)

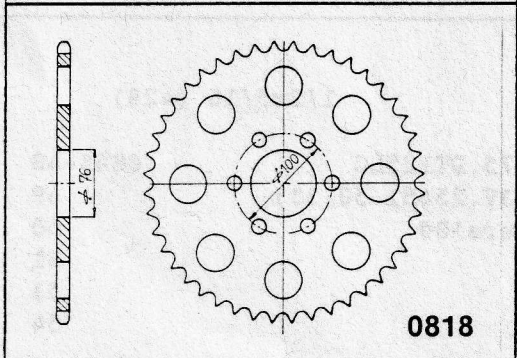
GR650	0816-38	381.638
GSX400F,GSX750ES/EF	43	381.643
GSX550ES/EF	46	381.646
GT750K,L	47	381.647
GS550 (schijfrem)	50	381.650



SUZUKI

5/8x3/8 (530)

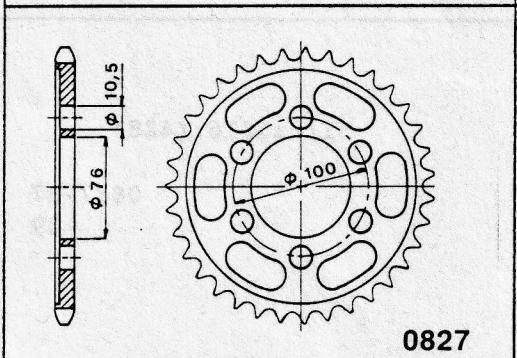
GSX750R	0829-42	382.942
GSX R750(J)'88	44	382.944
	45	382.945
GSX750F'89	47	382.947



SUZUKI

3/4x3/8 (630)

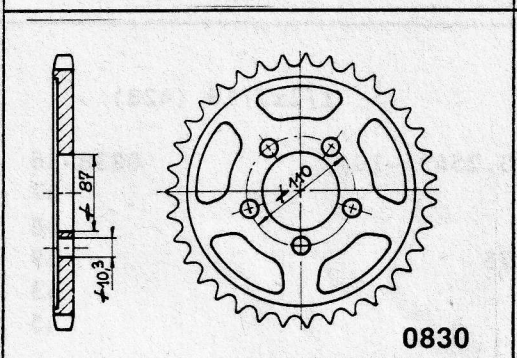
GS750,GSX750	0818-41	381.841
GS1000,GSX1000E/ES/S/EF	42	381.842



SUZUKI

5/8x3/8 (532)

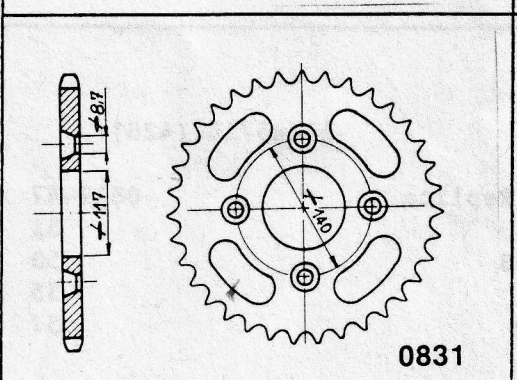
GSX R1100'89	0827-48	382.748
GSX1100FJ'88	52	382.752



SUZUKI

5/8x3/8 (532)

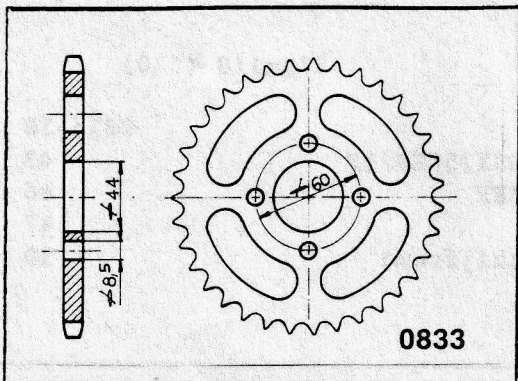
GSX1100G	0830-46	383.046
----------	---------	---------



YAMAHA

1/2x5/16 (428)

YZ80LC	0831-48	383.148
--------	---------	---------



YAMAHA

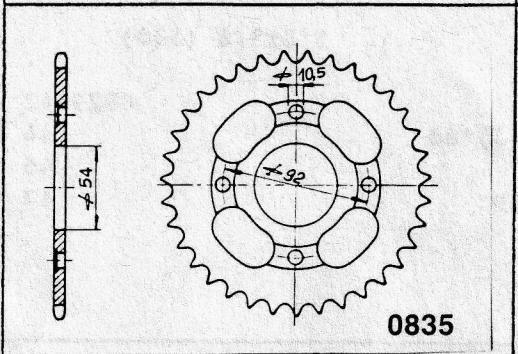
1/2x5/16 (428)

DT80MX-S

0833-41

383.341

0833



YAMAHA

1/2x5/16 (428)

RD125LC YPVS '86

0835-45

383.545

RD125LC

46

383.546

RD80LC2

48

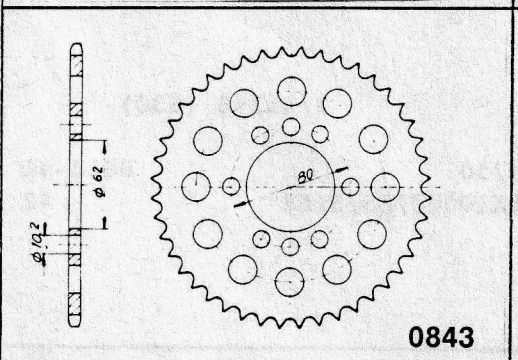
383.548

SR125SE (2HO.25451.10.33)

49

383.549

0835



YAMAHA

1/2x5/16 (428)

DT125,DT175,DT125LC

0843-48

384.348

RD80LC2(53V.25451.50.33)

49

384.349

DT125 Tenere'89

50

384.350

XT350

51

384.351

ST125SE

53

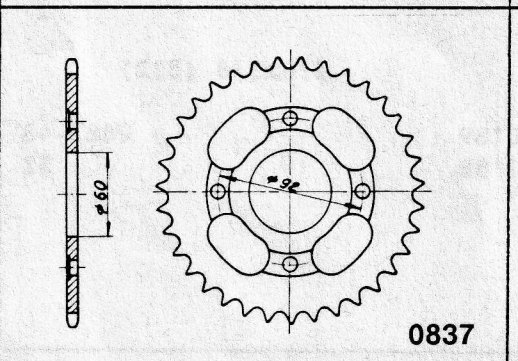
384.353

XT125 '85

54

384.354

0843



YAMAHA

1/2x5/16 (428)

RDX125R6

0837-37

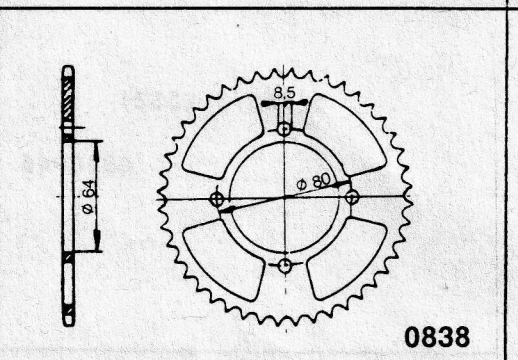
383.737

RD200CW

39

383.739

0837



YAMAHA

1/2x5/16 (428)

DT100 (183.25436-10)

0838-36

383.836

RS100

37

383.837

RS125

38

383.838

RD125, RD175

39

383.839

RD125DX

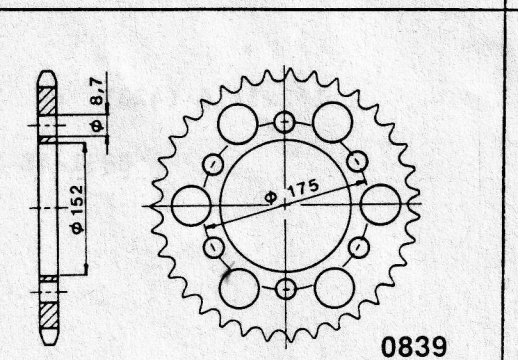
43

383.843

45

383.845

0838



YAMAHA

1/2x5/16 (428)

125cc CR Replica

0839-47

383.947

DT125R '88

51

383.951

DT125R '89

53

383.953

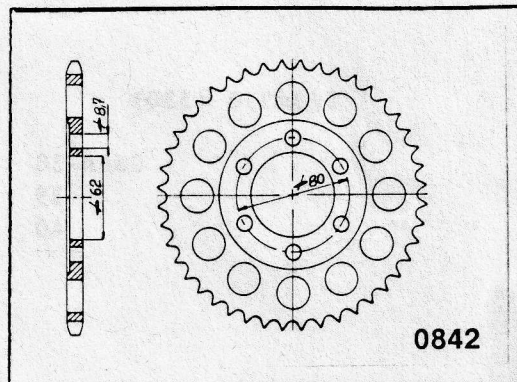
55

383.955

57

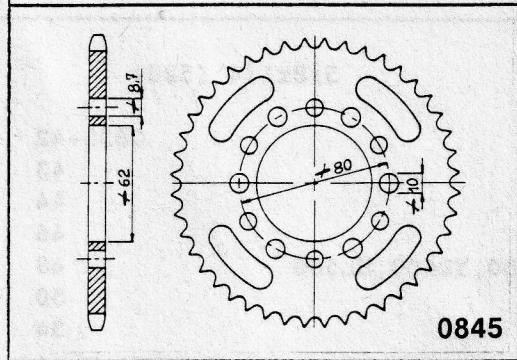
383.957

0839



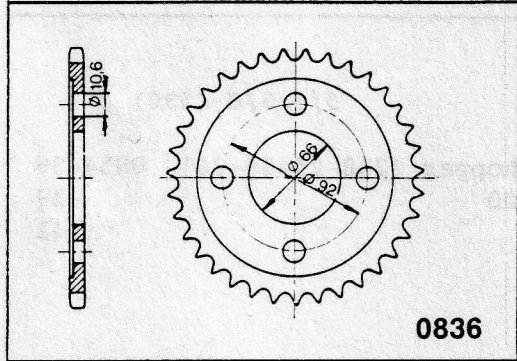
0842

<u>YAMAHA</u>		1/2x5/16 (428)		
DT100 (248.25437-10)	0842-37		384.237	
DT125E,F	45		384.245	
TY125	50		384.250	
DT125MX,DT175,XT350 '85	52		384.252	
DT125 Belgrada '87	52			
XT125 '85	54		384.254	



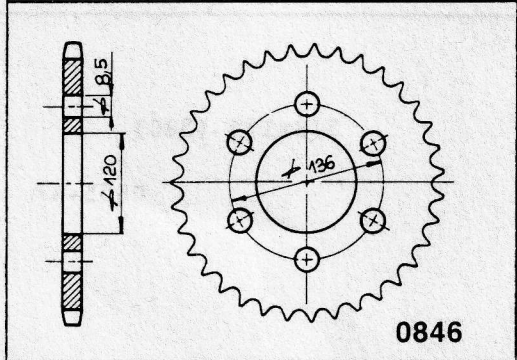
0845

<u>YAMAHA</u>		5/8x1/4 (520)		
SR250 '88/89	0845-40		384.540	
XT250,SR250	45		384.545	
	46		384.546	
XT350	52		384.552	
	54		384.554	



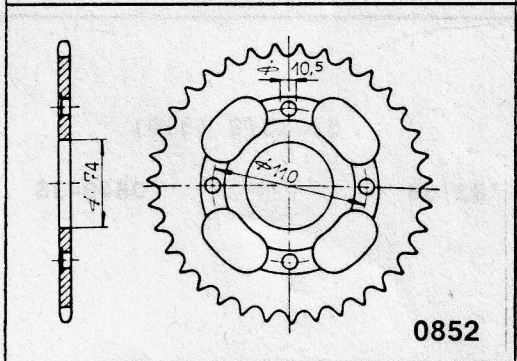
0836

<u>YAMAHA</u>		1/2x5/16 (428)		
RD200	0836-37		383.637	
	38		383.638	
	39		383.639	



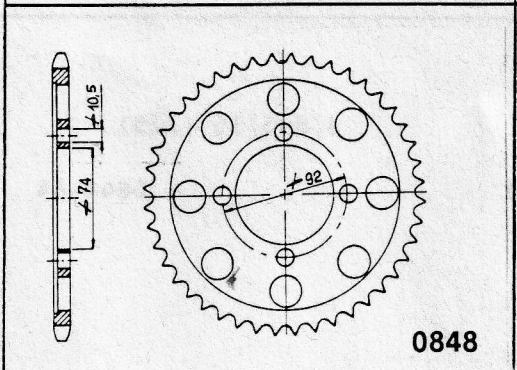
0846

<u>YAMAHA</u>		5/8x1/4 (520)		
SRX600 '86	0846-37		384.637	
RD350LC '83/88	39		384.639	
TZR250 '87	41		384.641	
TDR250 Enduro '88	45		384.645	



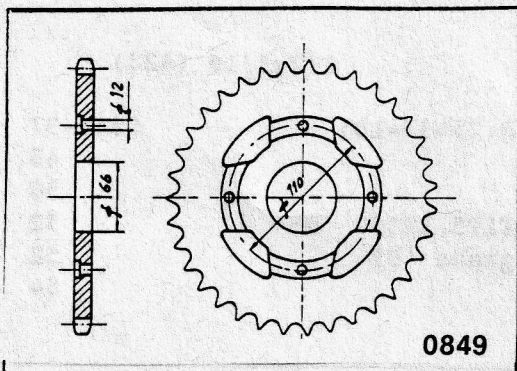
0852

<u>YAMAHA</u>		5/8x3/8 (530)		
RD250LC	0852-41		385.241	



0848

<u>YAMAHA</u>		5/8x3/8 (530)		
RD250, RD350	0848-37		384.837	
	38		384.838	
RD350LC - '82	39		384.839	
	40		384.840	
	41		384.841	



0849

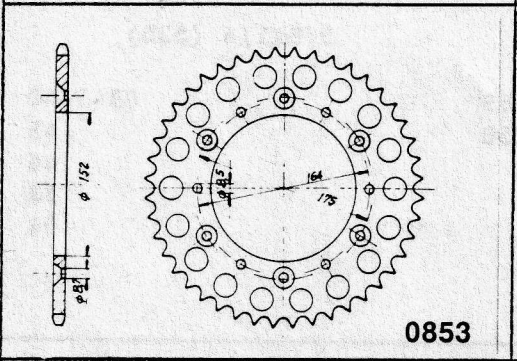
YAMAHA

5/8x3/8 (530)

RD250S,
RD400

0849-38
39
40

384.938
384.939
384.940



0853

YAMAHA

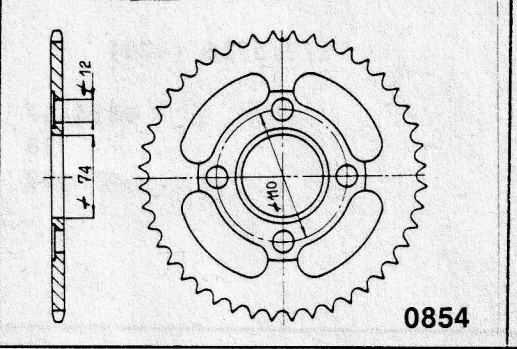
5/8x1/4 (520)

XT500
DTR200'89
DT400

0853-42
43
44
46
48
50
54

385.342
385.343
385.344
385.346
385.348
385.350
385.354

YZ125, YZ250, YZ400, HL500
TT600



0854

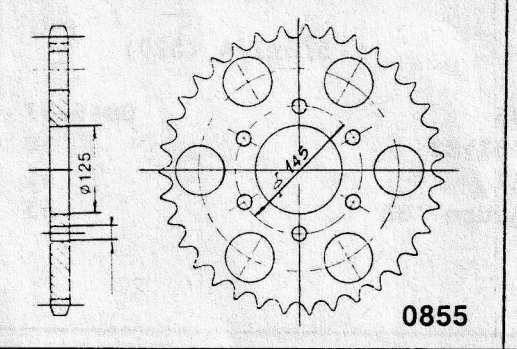
YAMAHA

5/8x3/8 (530)

XS400SE Chopper (2R8-25436-20)
XS360, KX400
XS250, U5

0854-36
39
41

385.436
385.439
385.441



0855

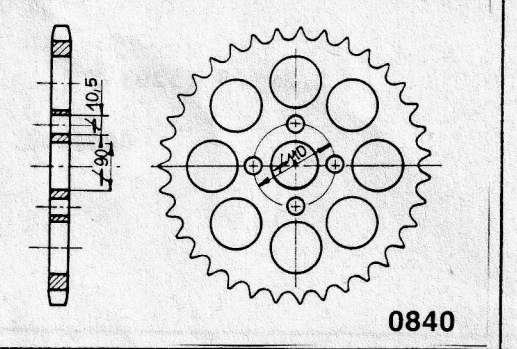
YAMAHA

5/8x1/4 (520)

DT250MX

0855-47

385.547



0840

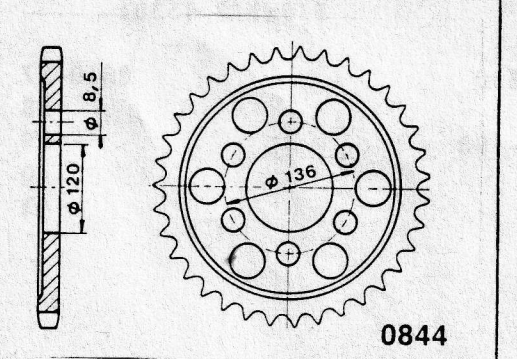
YAMAHA

5/8x3/8 (530)

XS400DOHC '82/88

0840-38

384.038



0844

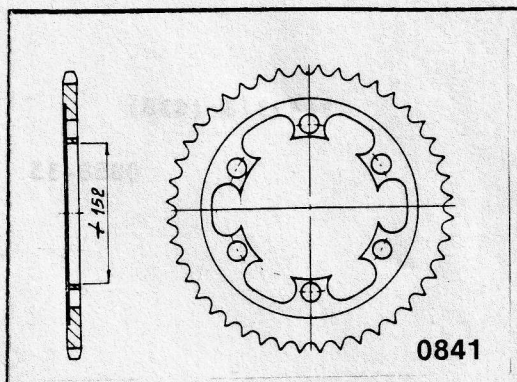
YAMAHA

5/8x5/16 (525)

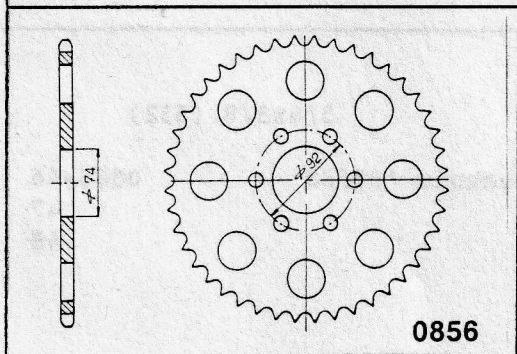
FZR400 '88

0844-44

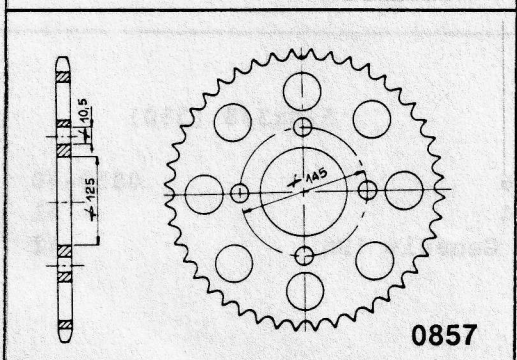
384.444

YAMAHA

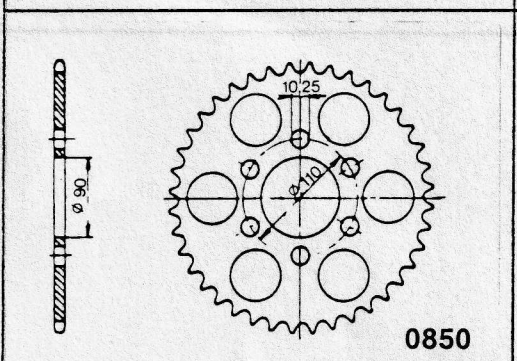
5/8x3/8 (530)

SR500, ET500 (brede uitvoering) 0841-42
46384.142
384.146YAMAHA

5/8x3/8 (530)

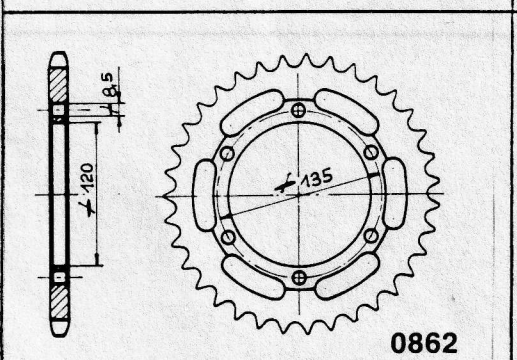
XJ400
XJ5500856-44
45385.644
385.645YAMAHA

5/8x1/4 (520)

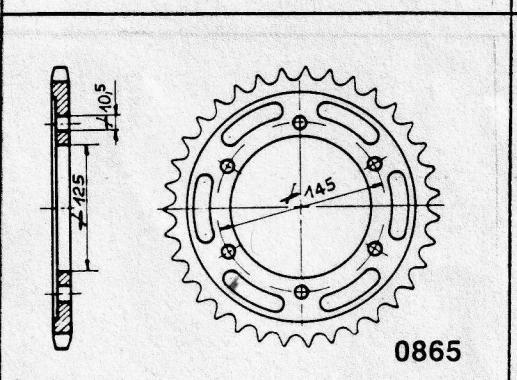
XT600 Tenere '87
XT550
XT600 '84, XT600 4 Valvole '85
XT400 '830857-38
39
40
41
45385.738
385.739
385.740
385.741
385.745YAMAHA

5/8x3/8 (530)

XS650, TX750

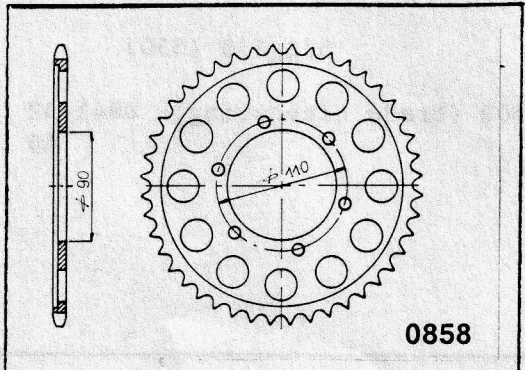
0850-33
42385.033
385.042YAMAHA

5/8x3/8 (530)

RD500LC '85, XJ600
XJ600 '85 (49A-25444-20-33)
XJ600 '86/870862-38
44
45386.238
386.244
386.245YAMAHA

5/8x3/8 (530)

FZX750 '87
FZ750 Genesis '87
FZ750 (1AE-25444-20-33)0865-39
43
44
46386.539
386.543
386.544
386.546



YAMAHA

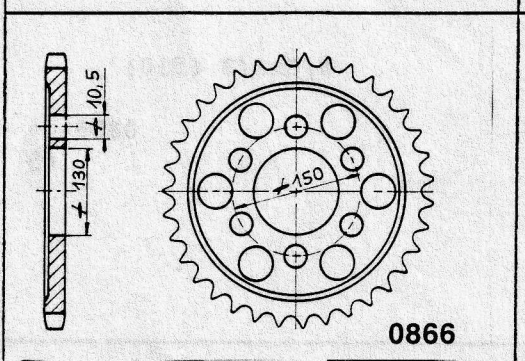
3/4x3/8 (630)

TR1

0858-35

385.835

0858



YAMAHA

5/8x3/8 (532)

FZR1000 Genesis '87/88

0866-46

386.646

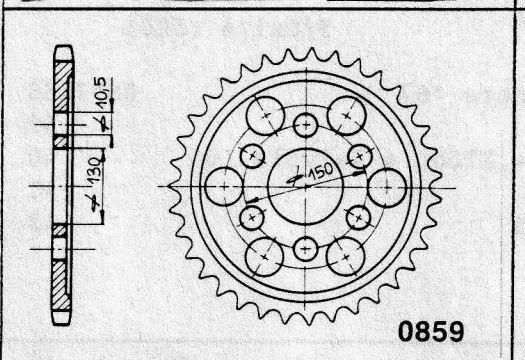
47

386.647

48

386.648

0866



YAMAHA

5/8x3/8 (530)

FJ1200 '86

0859-40

385.940

FJ1100 '84

41

385.941

FZR750R-T Genesis '88

42

385.942

0859